

PST1: HighEdWeb: Who We Are III

Results from Attendee Surveys
from HighEdWebDev 2004-2006

Conducted by Steve Lewis
Web Manager, SUNY Brockport

HEWD Survey

Year	Invited	Responded	Rate
2006	407	264	64.9%
2005	280	176	62.9%
2004	216	145	67.1%

HEWD Avg Salaries

2006	\$52,439	n=231 of 264 responding (87.5%)	+3.28% from 2005
2005	\$50,773	n=160 of 176 responding (90.9%)	+3.13% from 2004
2004	\$49,232	n=109 of 145 responding (75.1%)	---

Attendee Average Salary is

\$52,439

based on the 2006 survey

Nontrivial Statistical Data

Year:	2006	2005	2004
Mean:	\$52,439	\$50,773	\$49,232
Min:	\$20,000	\$23,000	\$16,000
Max:	\$131,000	\$94,000	\$95,000
Mode(s):	\$50,000	\$40,000 & \$60,000	\$45,000
Standard Deviation:	\$15,043	\$13,549	\$12,986

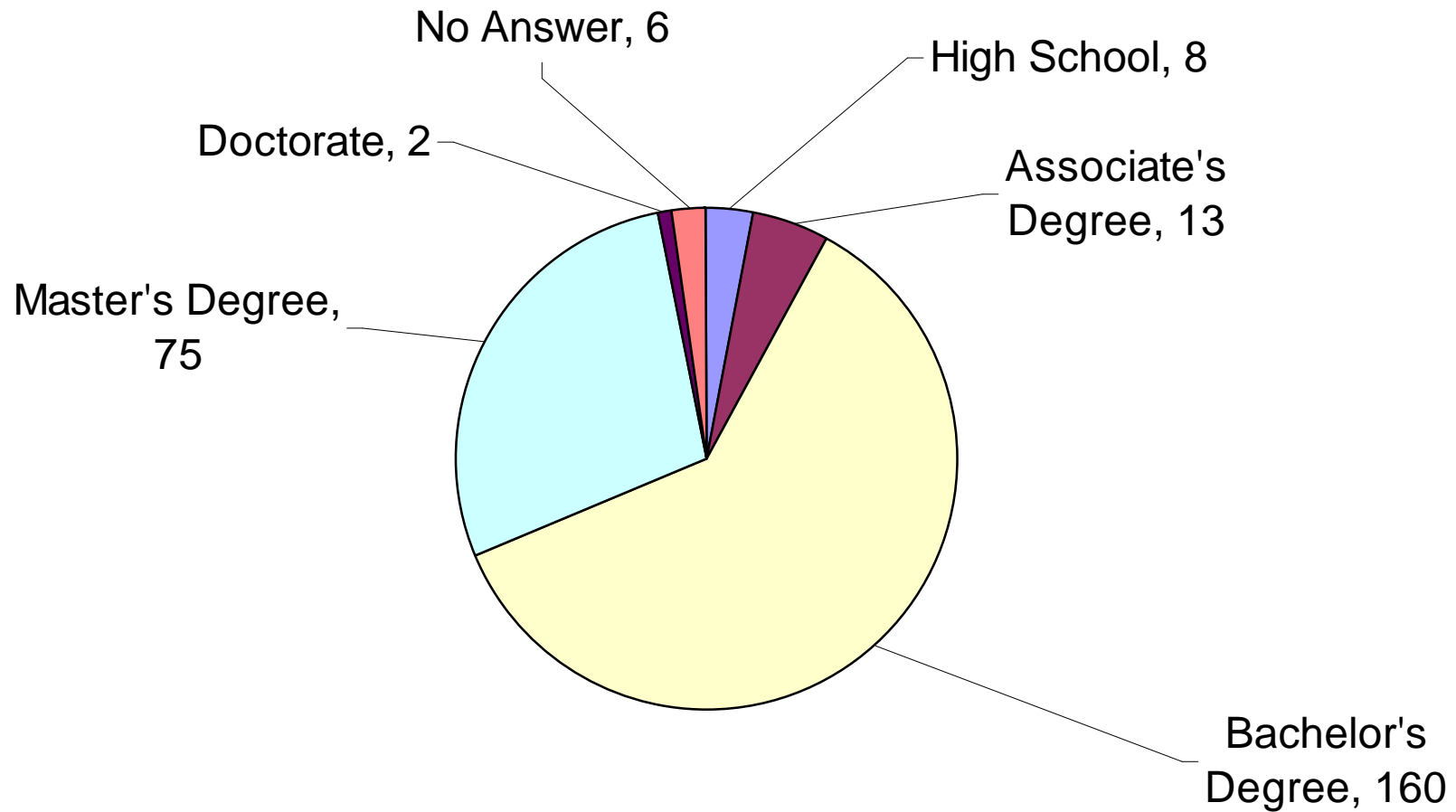
Salary by Degree Subject

Subject	Salary with Degree in Sbj.	Salary without Degree in Sbj.
CS	\$52,450 (74)	\$52,415 (157)
Marketing	\$49,227 (11)	\$52,600 (220)
Management/ Administration	\$53,312 (24)	\$52,338 (207)
Art / Graphic Design	\$51,591 (33)	\$52,580 (198)
Other	\$51,231 (128)	\$53,412 (103)

Salary by % Web-related

%	Average Salary (n)
0-20%	\$56,400 (15)
21-40%	\$47,471 (17)
41-60%	\$55,933 (15)
61-80%	\$51,858 (33)
81-100%	\$52,385 (151)

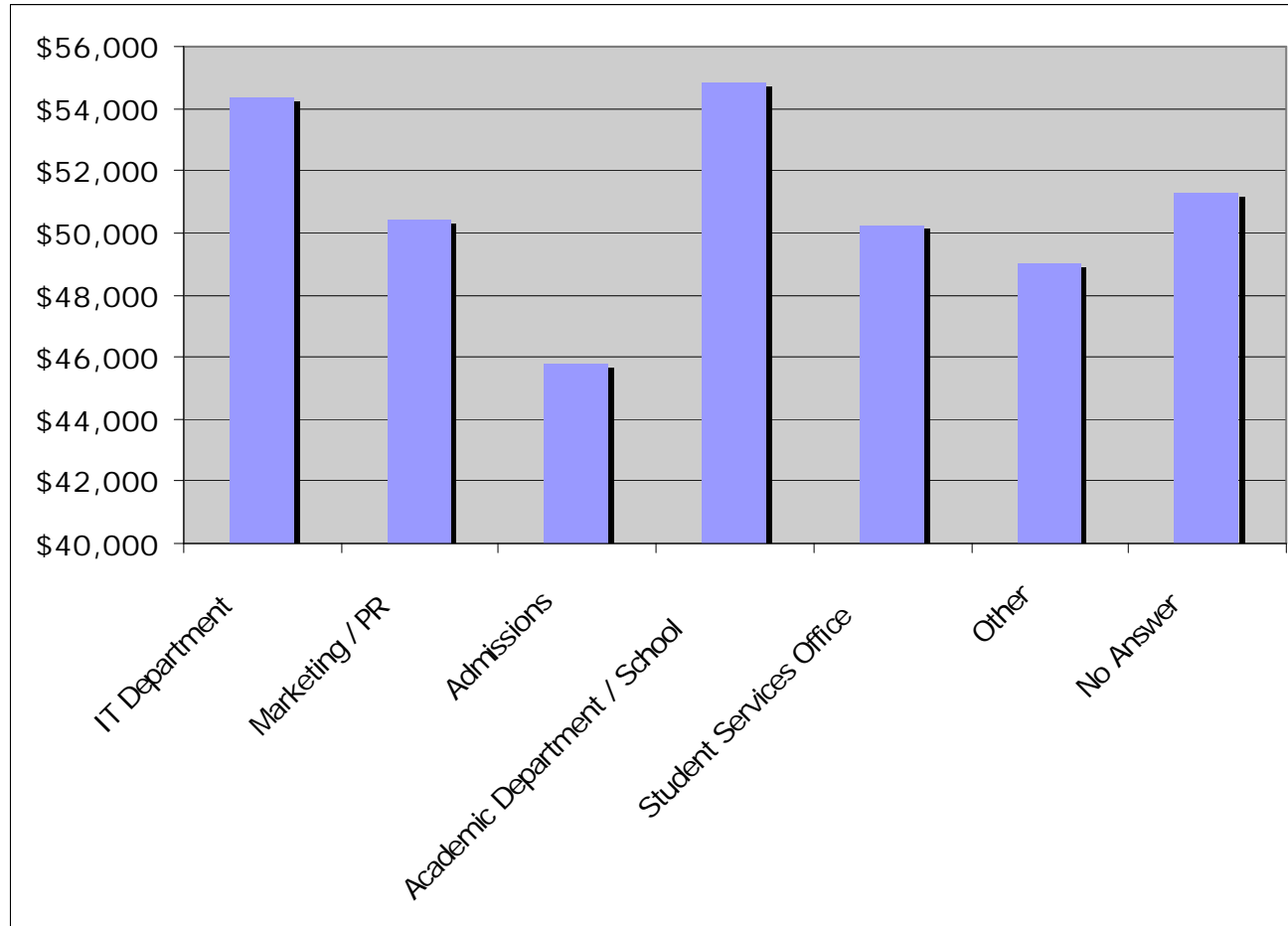
Education Level of Attendees



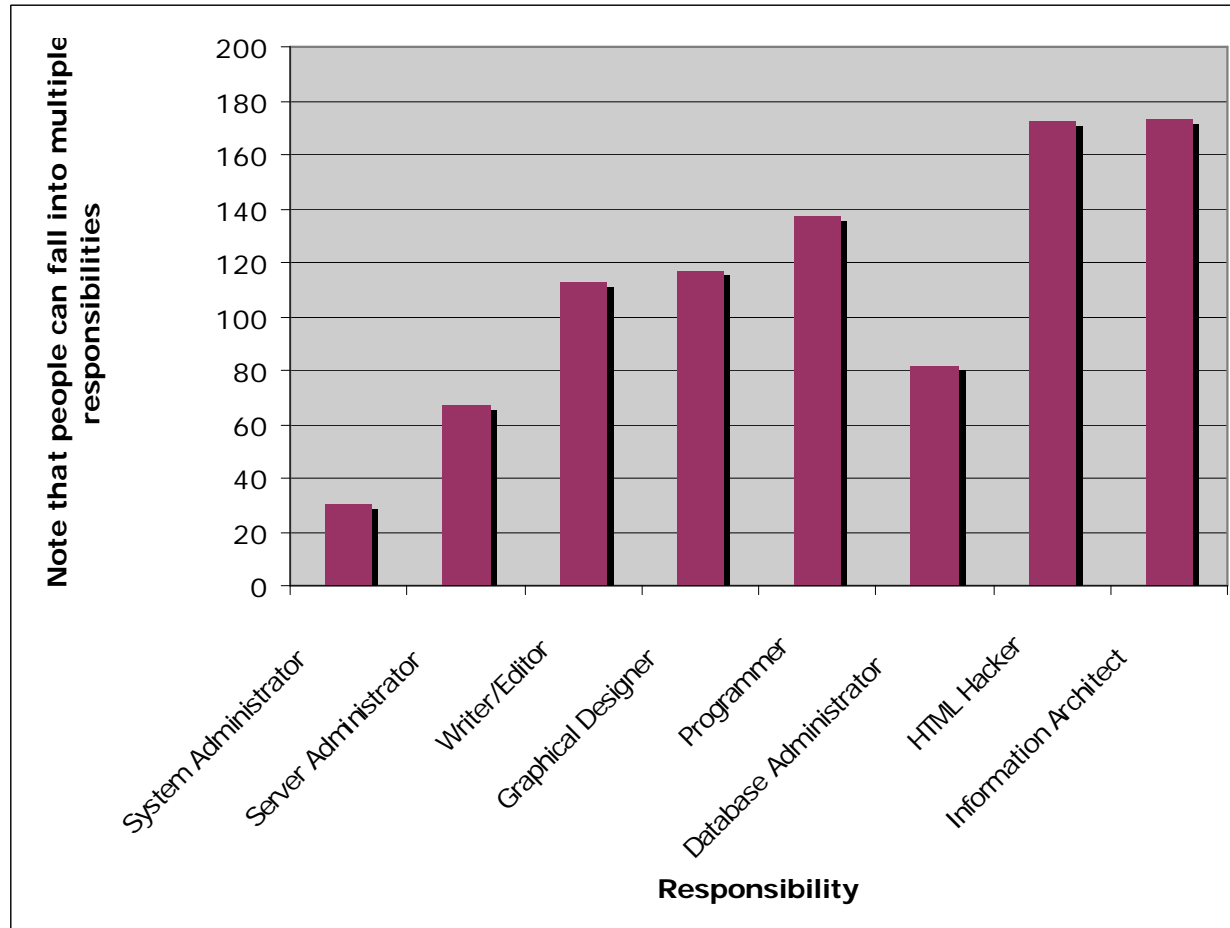
HEWD Salary by Degree Earned

Degree	2006	2005
High School	\$50,167 (6)	\$36,000 (3)
Associate's	\$50,654 (13)	\$54,667 (12)
Bachelor's	\$50,568 (147)	\$49,641 (87)
Master's	\$56,498 (62)	\$52,700 (57)
Ph.D.	--- (1)	--- (0)

Avg. Salary by Office



Attendee Job Responsibilities



Salary by Job Responsibility

Responsibility	Salary	N
SysAdmin	\$53,231	26
Server Admin	\$51,894	61
Writer/Editor	\$51,181	101
Designer	\$50,166	104
Programmer	\$52,944	123
DBA	\$51,207	74
HTML Hacker	\$51,539	155
Info. Architect	\$52,458	153

HTML Authoring Tool

